



44th Shared Awareness Meeting



**Maritime Security (MARSEC) Situation
in IFC's Area of Interest (AOI):**

INSP Kweon Dong Hee

**Korea Coast Guard International
Liaison Officer, IFC**



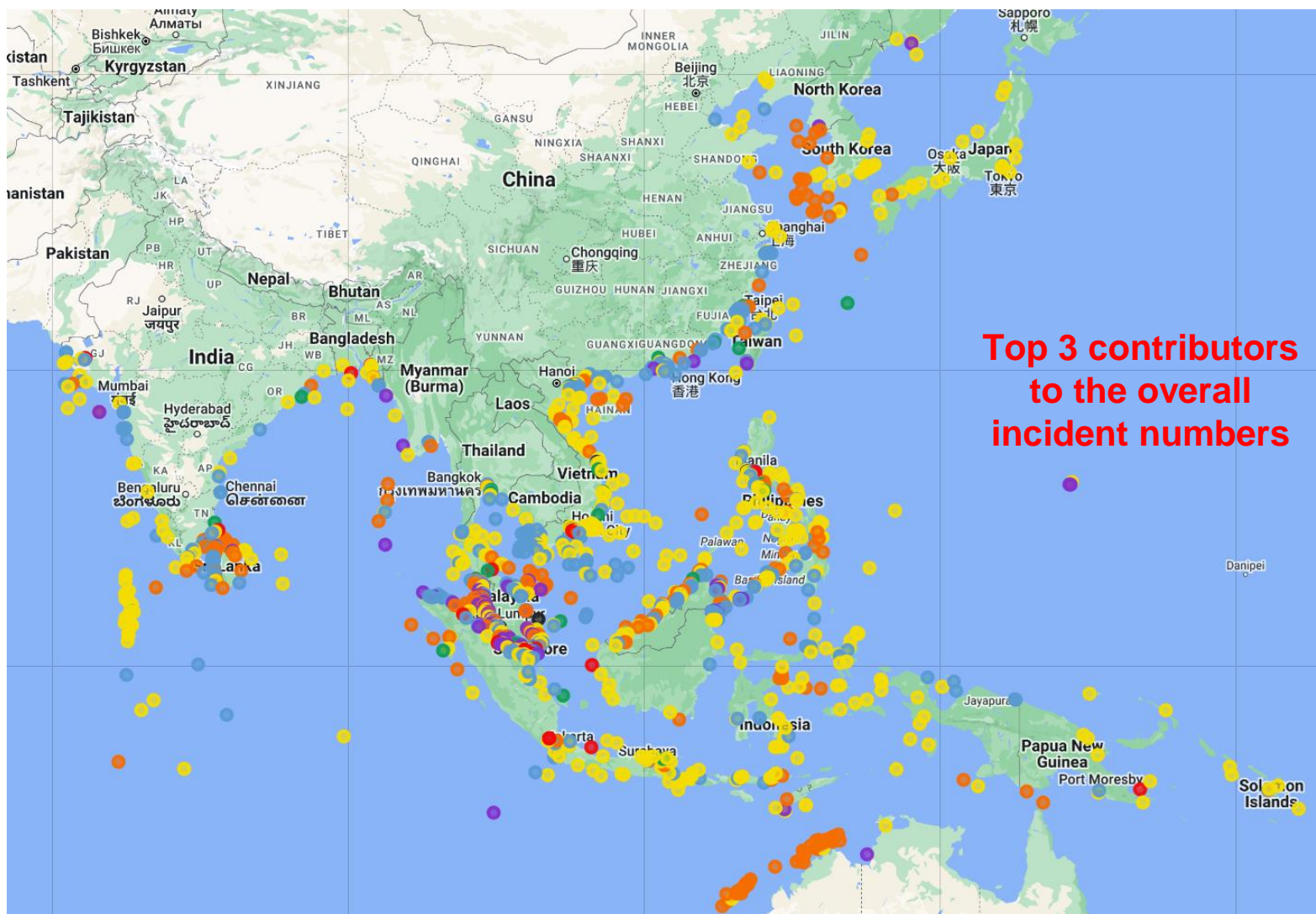
Scope of Presentation

1. Theft, Robbery And Piracy at Sea (TRAPS)
2. Maritime Terrorism (MT)
3. Maritime Incident (MI)
4. Illegal, Unregulated, and Unreported Fishing (IUUF)
5. Contraband Smuggling (CS)
6. Irregular Human Migration (IHM)
7. Environmental Security (ENVSEC)
8. Cyber Security (CYBSEC)





Overview of MARSEC Incidents in 2023 (Jan - Jun)



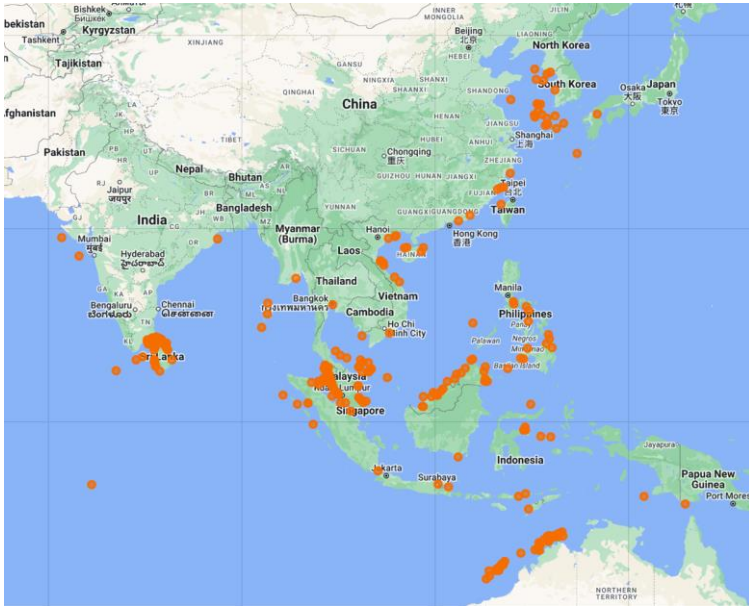
2023	Compared to 2022	MARSEC Categories
68	↑ +15%	Theft, Robbery & Piracy at Sea
0	—	Maritime Terrorism
522	↑ +6%	Maritime Incidents
308	↑ +10%	Illegal, Unregulated, Unreported Fishing
413	↑ +17%	Contraband Smuggling
123	↓ -29%	Irregular Human Migration
31	↑ +35%	Environmental Security
9	↑ +6	Cyber Security
1,474 (1,381 in 2022, 7% ↑)		



Theft, Robbery, And Piracy at Sea (TRAPS)

Number of TRAPS incidents in 2023: 68

+15% vs 2022
59 incidents in 2022



- Incidents continue to be petty theft and non-violent in nature
- 2 incidents involved death and serious injuries - One fisherman died from a sea robbery incident in Bangladesh, while six others sustained serious injuries from an incident in India

Types of vessels targeted

1 28 Bulk Carriers

2 15 Tankers

3 9 Tugs & Barges

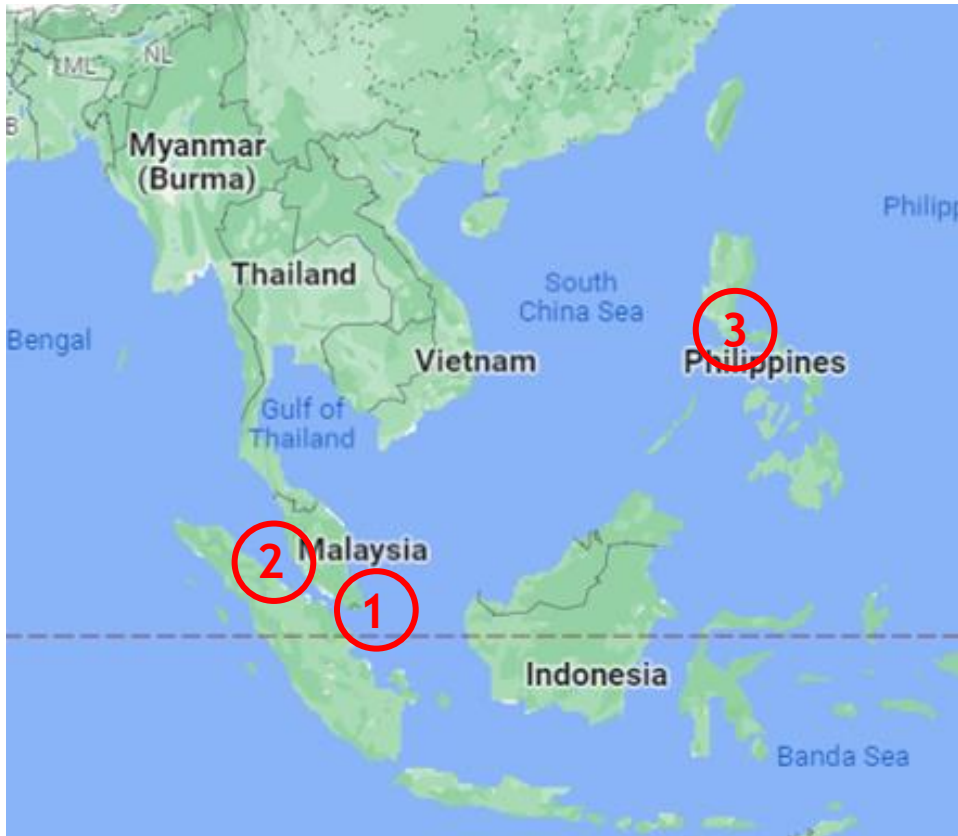
4 7 Container Vessels

5 9 Others



Theft, Robbery And Piracy at Sea (TRAPS)

Key Areas of Concern for Boarding/Attempted Boarding incidents:



Singapore Strait: 37

1

- More incidents recorded in 2023 than 2022 (27) and 2021 (20)
- Bulk Carriers, Tugs & Barges, and Tankers were the most frequent targets

Belawan Anchorage Area: 7

2

- More incidents recorded in 2023 than whole of 2022 (5)
- Mainly occurred during the period of darkness
- Vessels involved were Bulk Carriers and Tankers

Manila Anchorage Area: 4

3

- Mainly occurred onboard anchored vessels
- Vessels involved were Bulk Carriers and Tankers



Theft, Robbery And Piracy at Sea (TRAPS)

Modus Operandi: Generally similar to previous years

1

Singapore Strait:

- Perpetrators observed to conduct opportunistic boardings on slow moving vessels (speeds of 7 to 12 knots) with low to medium freeboard of less than 8m
- Most incidents continue to be petty theft and non-confrontational
- Observed a continuing trend in incidents in Phillip Channel since end of 2022, with 20 incidents in the first half of 2023



Picture of a typical wooden boat used by perpetrators in Singapore Strait

2

Belawan and Manila Anchorage Areas:

- Activities usually conducted in small boats carrying 2-4 pax, with perpetrators avoiding confrontation
- Stolen items include ship stores and paint
- Incidents mostly involved anchored vessels during period of darkness

IFC



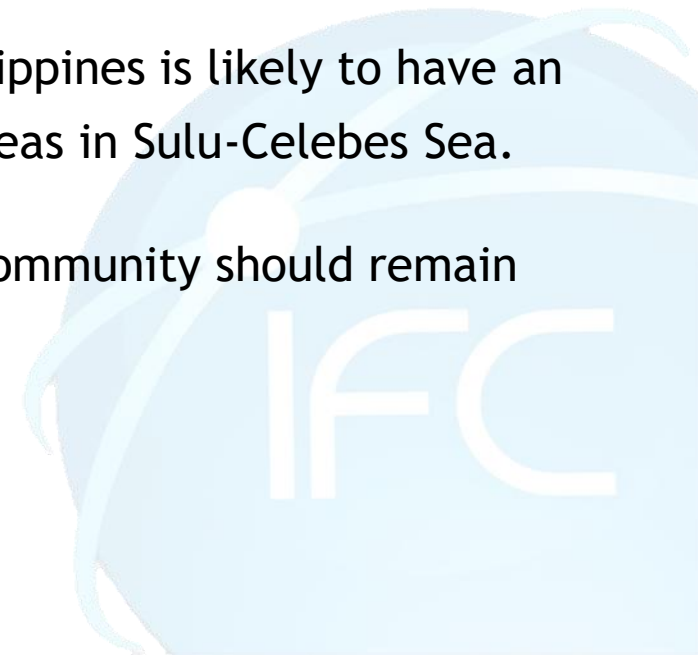
Maritime Terrorism (MT)

Number of MT incidents in 2023: 0

 **2022**

0 incident in 2022

- Last incident recorded in 2021.
- The Trilateral Cooperation Arrangement between Indonesia, Malaysia and Philippines is likely to have an effect on the incident numbers; conducting joint patrols in their respective areas in Sulu-Celebes Sea.
- While **NO** MT incidents was reported in 2023, all countries and the maritime community should remain vigilant.

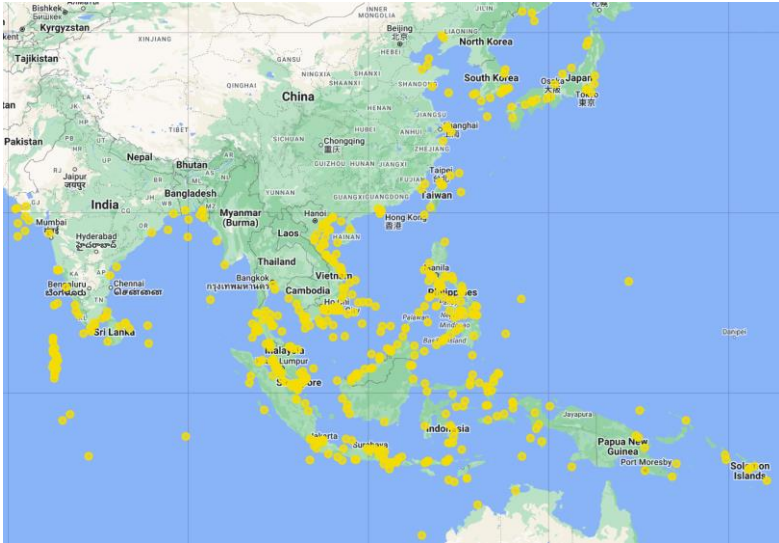




Maritime Incidents (MI)

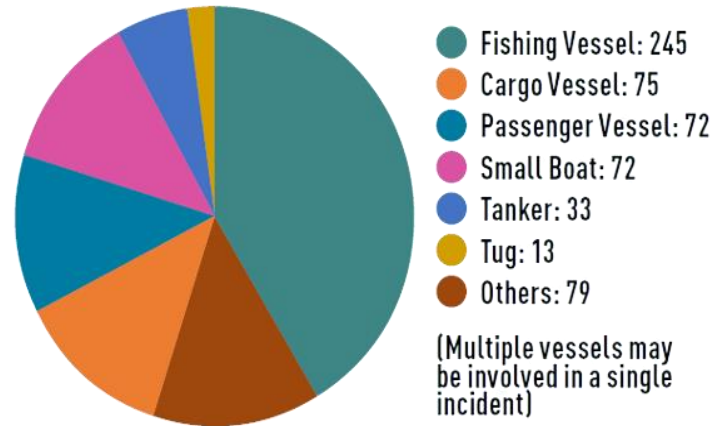
Number of MI incidents in 2023: 522

+6% vs 2022
492 incidents in 2022

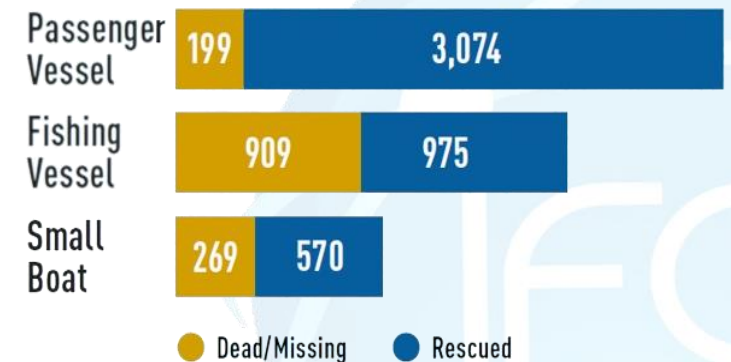


- Fishing vessels account for majority of incidents, and dead/missing individuals
- Number of incidents involving passenger vessels in 2023 doubled over same period in 2022

Types of Vessels:



Top 3 Vessel Types with Number of Dead/Missing and Rescued:



Total number of:

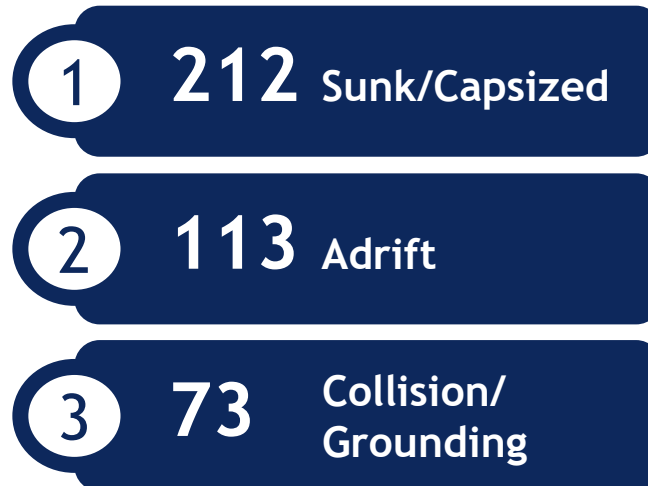
(1) Dead/Missing – 1,882, (2) Rescued – 5,716



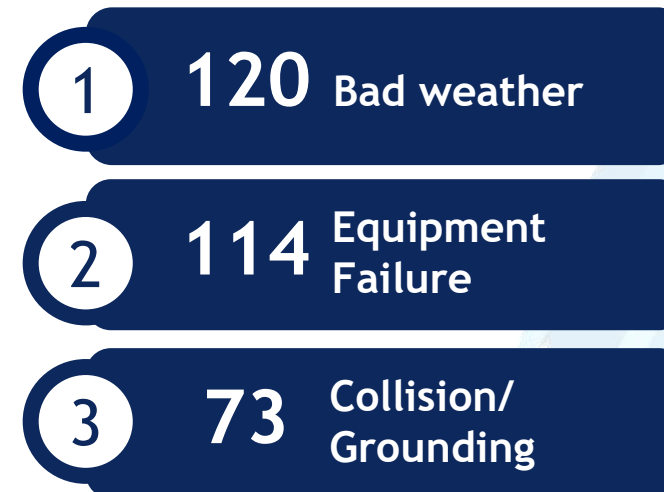
Maritime Incidents (MI)

- Similar to past trends, majority of incidents involved sunk/capsized and adrift, and main causes of incidents are bad weather and equipment failure
- The IFC expects the number of MI in the second half of 2023 to increase due to the South West monsoon season between July and September

Types of incidents:



Causes of incidents:

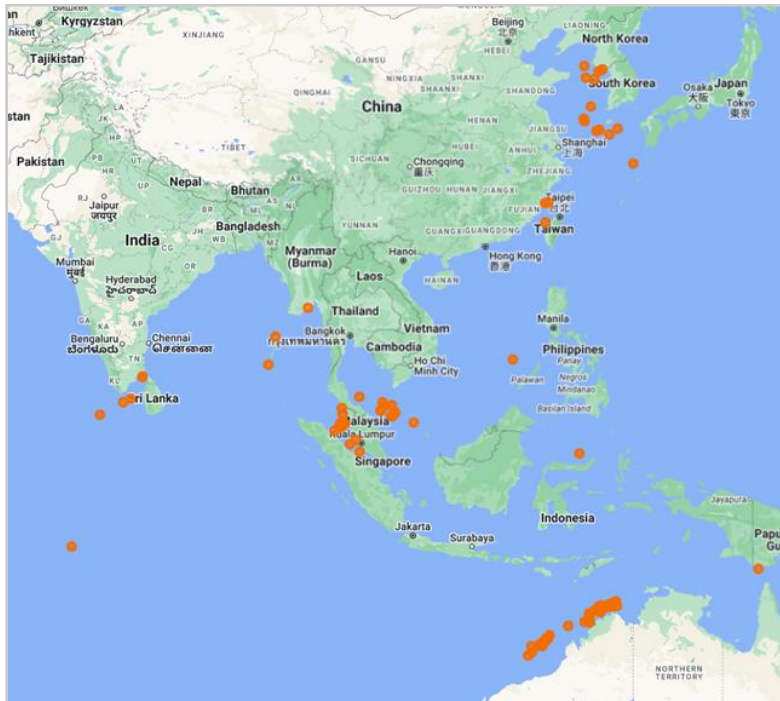




Illegal, Unregulated, and Unreported Fishing (IUUF)

Number of IUUF incidents in 2023: 308

↑ +10% vs 2022
279 incidents in 2022



- Increase in number of incidents can be attributed to reopening of fishing industry after COVID-19

Top 3 nationalities of vessels involved with poaching:

- 1 44 Indonesian
- 2 15 Chinese
- 3 14 Vietnamese

Top 3 local incidents in waters off:

- 1 63 Malaysia
- 2 53 Sri Lanka
- 3 19 Indonesia

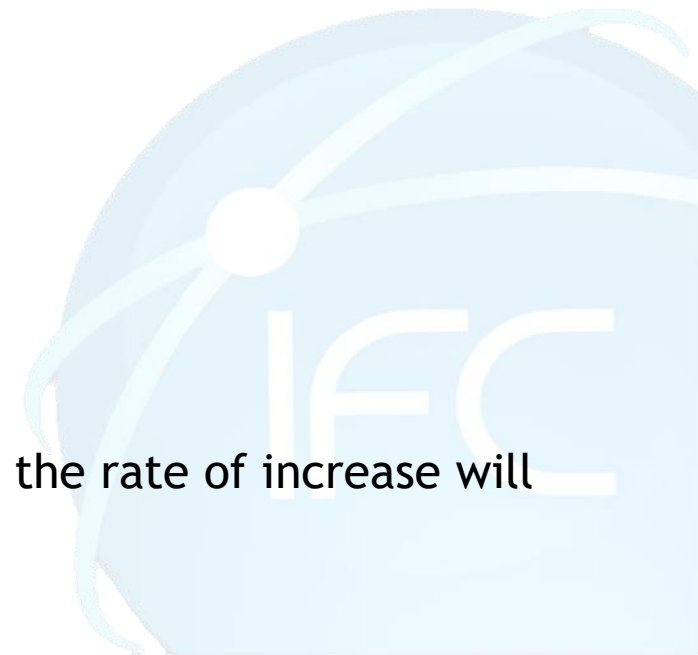


Illegal, Unregulated, and Unreported Fishing (IUUF)

- One international IUUF incident involved a Korean fish carrier, which violated the regional Western and Central Pacific Fisheries Commission (WCPFC) regulations.



- In the second half of 2023, IFC expects IUUF incidents to increase. However, the rate of increase will be slower due to stepped up enforcement efforts from regional authorities

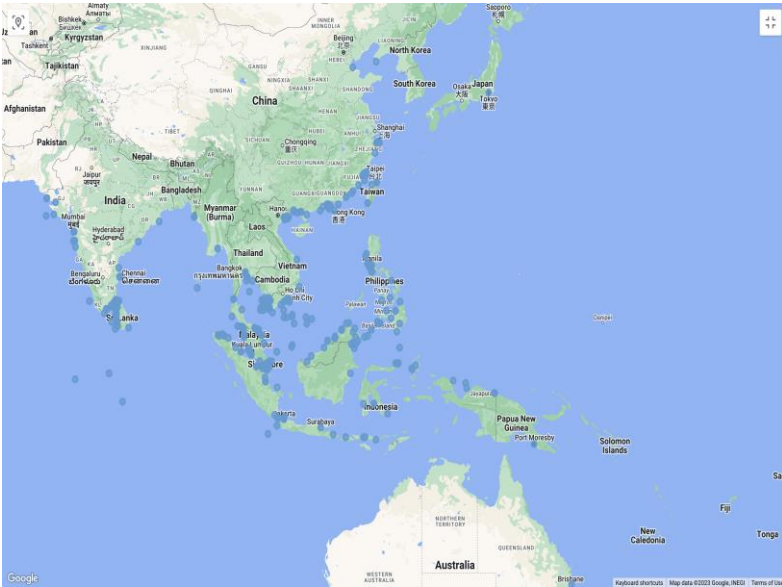




Contraband Smuggling (CS)

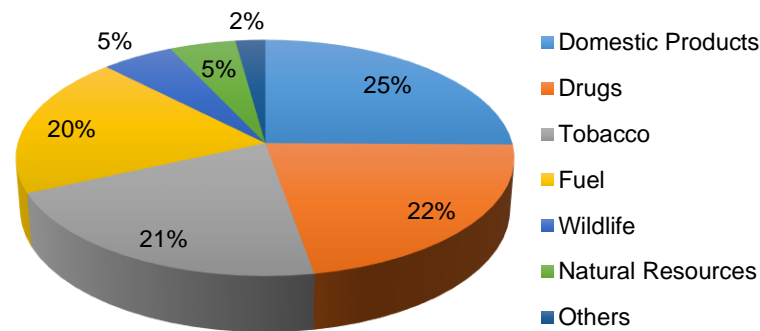
Number of CS incidents in 2023: 413

+17% vs 2022
353 incidents in 2022

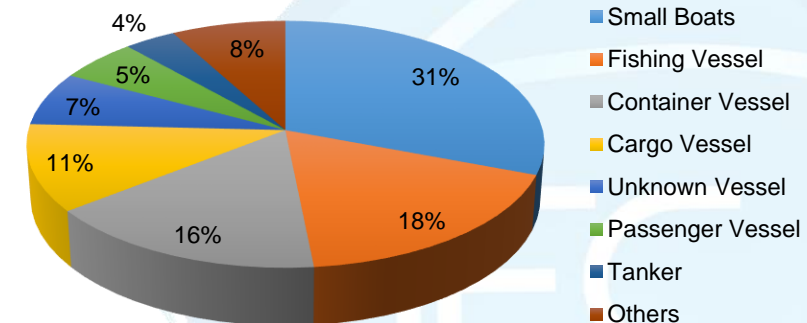


- The IFC observed a consistent increase in CS incidents since 2021
- Domestic Products and Drug smuggling incidents contributed to the majority of CS incidents

Types of contraband:



Types of vessels:





Contraband Smuggling (CS)

Key areas of concern:

South East Asia

- 1 • Most common contraband goods smuggled: Domestic Products, Drugs (mainly methamphetamine), and Fuel

South Asia

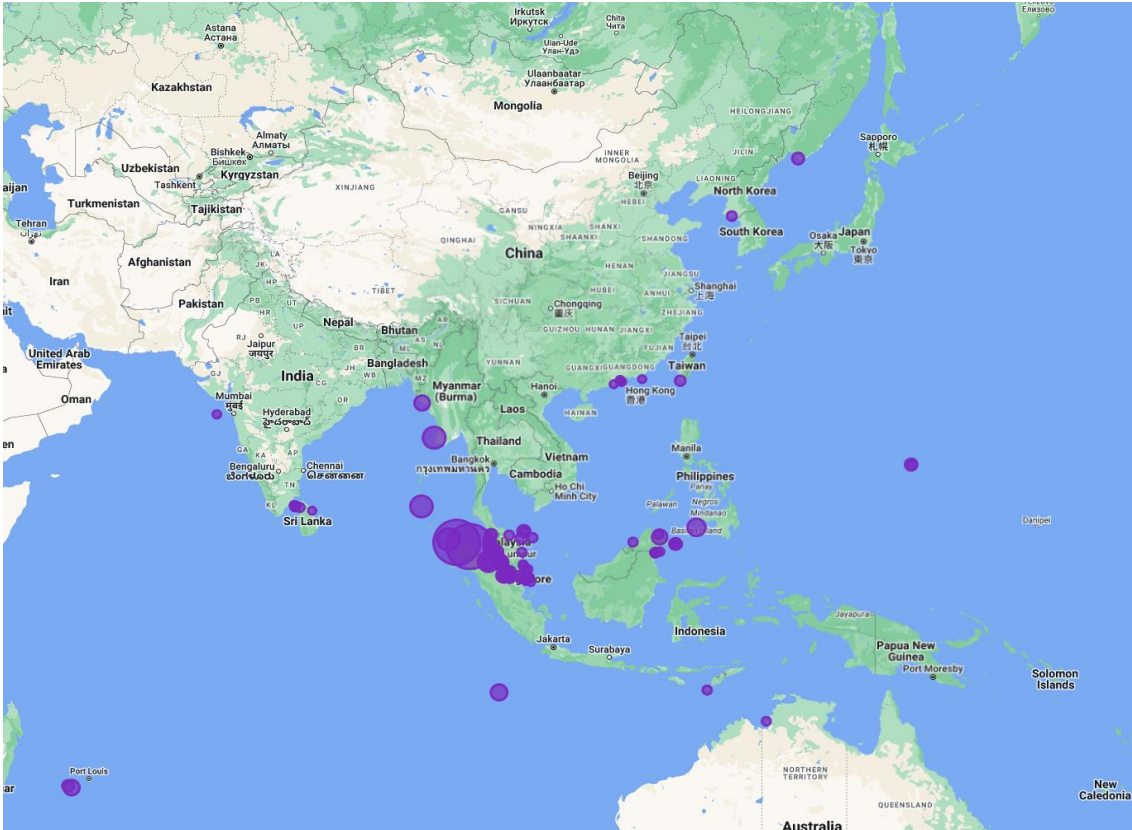
- 2 • Drug smuggling in India, Sri Lanka, and Bangladesh driven by the flow of (1) Heroin from Afghanistan smuggled by boat from the Persian Gulf, and (2) Cannabis and Meth (including Yaba) from both Afghanistan and the Golden Triangle.



Irregular Human Migration (IHM)

Number of IHM incidents in 2023 : 123

↓ - **29% vs 2022**
174 incidents recorded in 2022



- 1,645 migrants were deemed to have moved across maritime borders illegally, primarily through Human Smuggling
- Decrease may be due to the stabilization of the political and economic situation in Sri Lanka

Types of incidents





Irregular Human Migration (IHM)

Top departure locations (based on number of migrants):

Bangladesh / Myanmar

- Accounts for largest flow of migrants
- Small number of incidents, but large number of migrants per vessel
- Malaysia and Indonesia are preferred destination

Indonesia

- Indonesia accounts for 39 incidents reported in 2023
- Most incidents involved small groups of migrants
- Malaysia remains preferred destination

Main IHM Routes

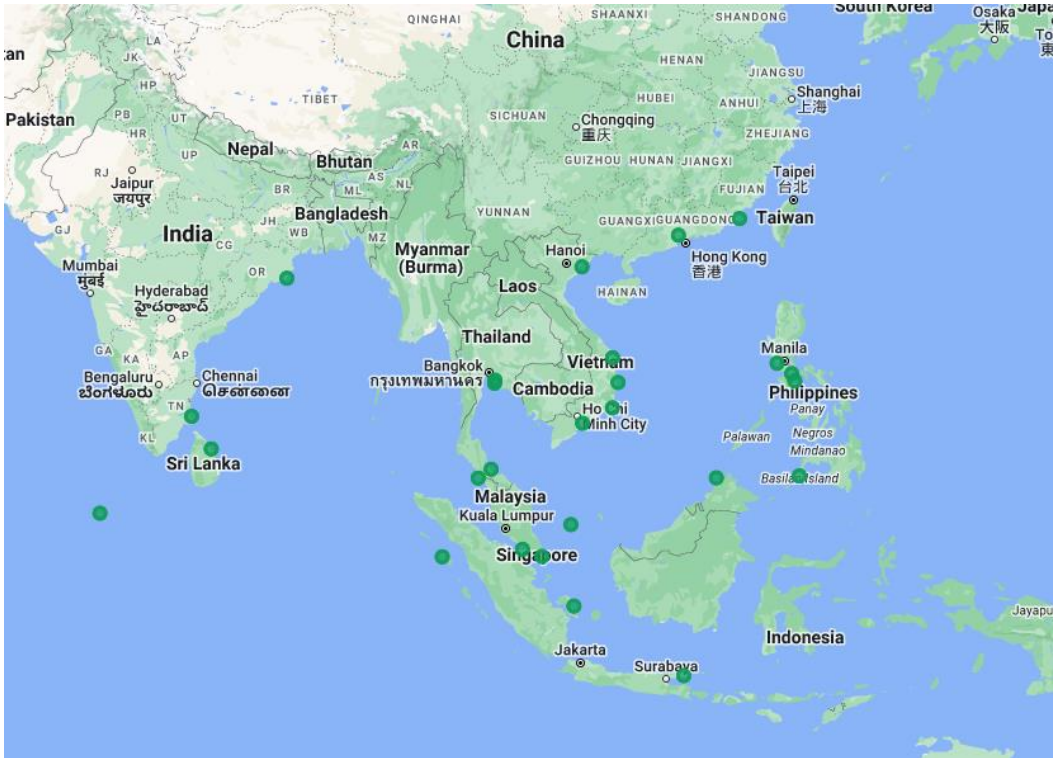




Environmental Security (ENVSEC)

Number of ENVSEC incidents in the 1st half 2023: 31

↑ +13% vs 2022
23 incidents recorded in 2022



- Increase in incidents was due to increased maritime activities in the region, with MARPOL the main ENVSEC concern.
- All MIE incidents recorded involved sand mining, and this could be due to the growing construction industry.
- In the second half of 2023, IFC expects ENVSEC incidents to remain high due to resumption in global economic activities

Types of incidents

1

22

Maritime
Pollution
(MARPOL)

2

8

Maritime Illegal
Exploitation
(MIE)

3

1

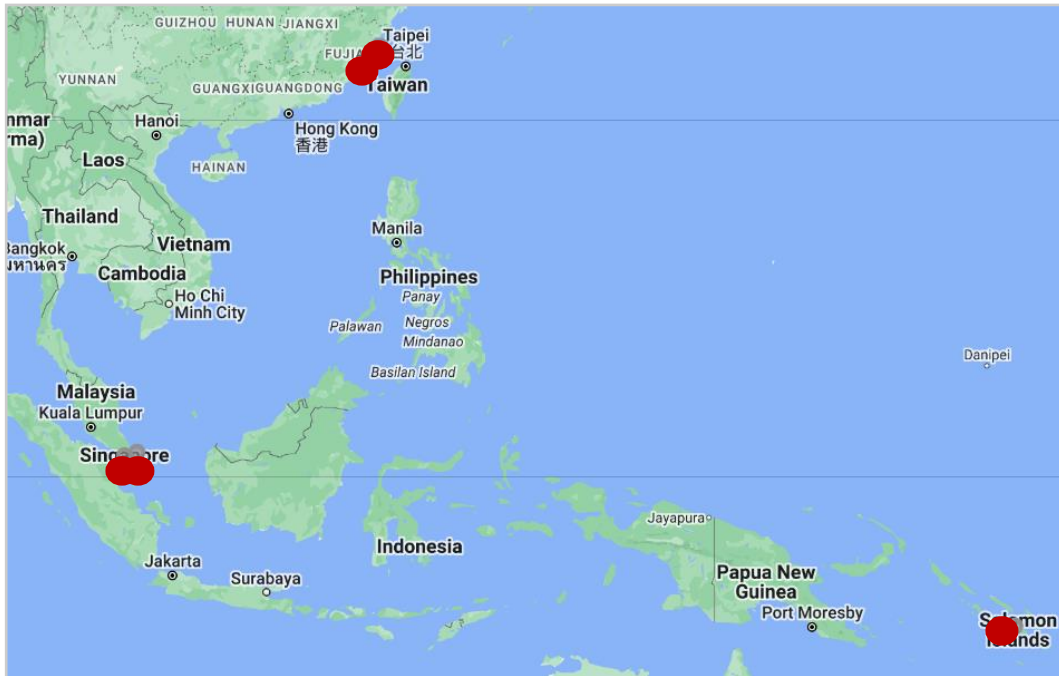
Others



Cyber Security (CYBSEC)

Number of CYBSEC incidents in 2023: 9

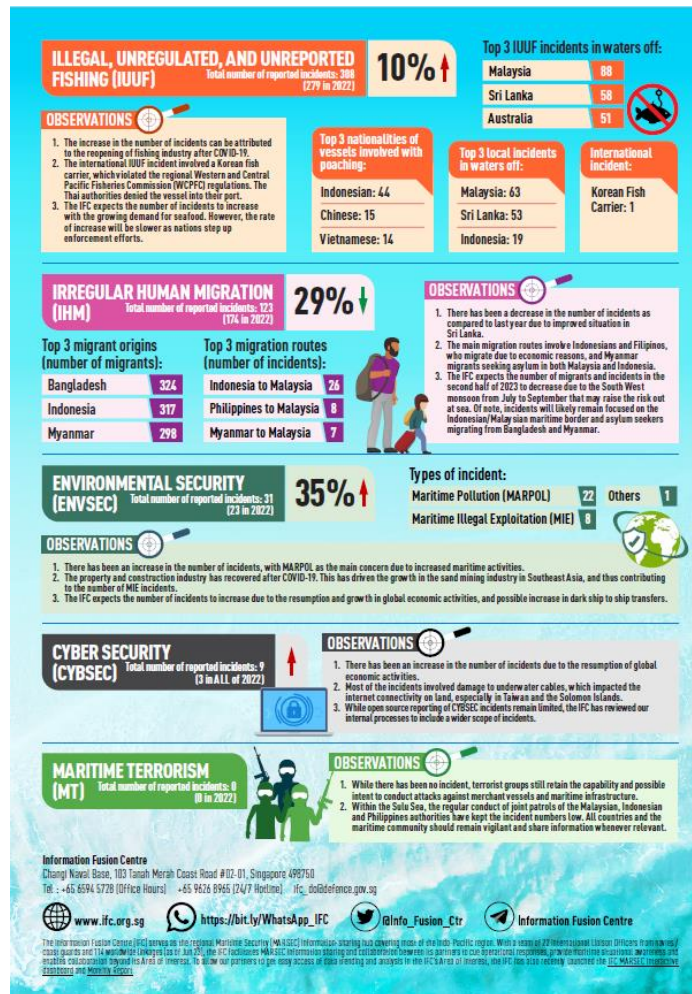
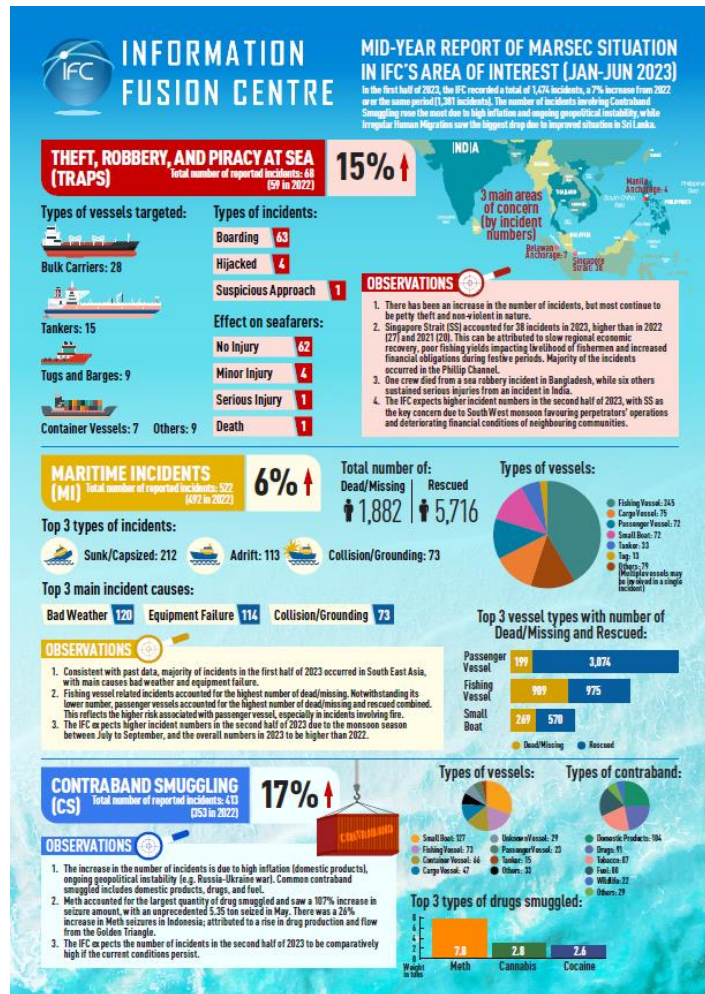
↑ +6 vs 2022 (ALL)
Incidents recorded in ALL of 2022: 3



- Most of the incidents involved damage to underwater cables, impacting the internet connectivity on land, especially in Taiwan and the Solomon Islands.
- While open source reporting of CYBSEC incidents remain limited, the IFC has reviewed our internal processes to include a wider scope of incidents.



IFC Mid-year Infographic 2023



www.ifc.org.sg



Telegram

- The mid-year infographic provides trend and analysis of the MARSEC situation in the IFC AOI across the 8 MARSEC categories
- These products can be accessed from the IFC website and social media platforms



INFORMATION FUSION CENTRE



LTC LESTER YONG
HEAD IFC



LTC DANIEL NG
DEPUTY HEAD IFC

Safe and Secure Seas for All

International Liaison Officers



LCDR TIMOTHY
DAVID LAIRD
AUSTRALIA ILO



LT MOHAMAD HAZIQ
BIN MOHAMMAD
BRUNEI ILO



LCDR SOK SOL
CAMBODIA ILO



LTC GREGORY
ALEXANDER NETTE
CANADA ILO



CAPT ZHU JIAN
CHINA ILO



CDR STEPHAN
LITZLER
FRANCE/ EU ILO



LCDR CHRISTIAN
HEGERING
GERMANY ILO



LCDR MOCHAMMAD
RACHMAD FIRDAUS
INDONESIA ILO



CDR YUICHI
KABASAWA
JAPAN ILO



LCDR HAREZ
EZAIIDIN BIN
HUSSAIN
MALAYSIA ILO



LCDR NGWE
HLAING HTUN
MYANMAR ILO



LCDR MARK
RONALD DOUGLAS
NEW ZEALAND ILO



CDR LUIS ENRIQUE
NALVARTE MALAGA
PERU ILO



CDR ANGELA SALIH
PHILIPPINE COAST
GUARD ILO



CDR ARNOLD A
SAN JOAQUIN
PHILIPPINE ILO



INSP KWEON DONG
HEE
REPUBLIC OF KOREA
COAST GUARD ILO



LT KIM CHANGDON
REPUBLIC OF KOREA ILO



CDR KRITSANA
KRAISING
THAILAND ILO



LCDR NELSON
MCMILLAN
UNITED KINGDOM ILO



CDR DANIEL PHILIP
RANDALL
UNITED STATES ILO



CDR TREVOR
EDWARD PARRA
UNITED STATES
COAST GUARD ILO



CAPT PHUNG
TRUNG DONG
VIETNAM ILO

RSN Team



MAJ JOSEPH LEE
HEAD OPERATIONS



MAJ SURENDRAN
HEAD EXERCISES AND
ENGAGEMENT



ME3 GIBERT CHIAM
INFO-SHARING
EXPERT



ME3 SETH ANG
INFO-SHARING
EXPERT



ME3 EDWARD CHO
INFO-SHARING
EXPERT



ME3 MARTIN TAN
INFO-SHARING
EXPERT



LTA TED SHEN RUI
SHAUN
STAFF OFFICER



CPT JOSIAH HOW
STAFF OFFICER



MR TAN KIAN HAO
MARITIME LIAISON
OFFICER, SHIPPING
ENGAGEMENT



MS JOAN CHUNG
ASSISTANT DIRECTOR
SHIPPING ENGAGEMENT



MS DAPHNE CHAN
ILO MANAGEMENT AND
ADMINISTRATIVE
EXECUTIVE



CPL DOUGLAS LEONG
OPS & EX ASSISTANT



LCP HAROLD TAN
OPS & EX ASSISTANT



http://bit.ly/Information_Fusion_Centre



https://twitter.com/Info_Fusion_Ctr



https://bit.ly/WhatsApp_IFC



Information Fusion Centre

Website: <https://www.ifc.org.sg>

Email: information_fusion_centre@defence.gov.sg

Tel: +65 9626 8965 (Hotline)
+65 6594 5728 (Office)